


TFE731-60

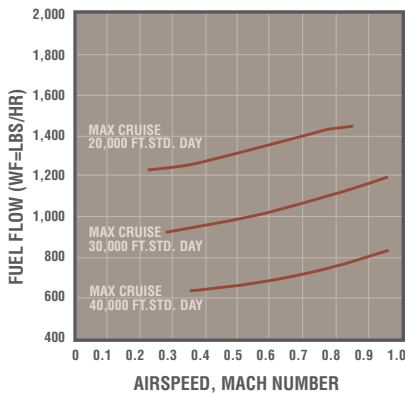
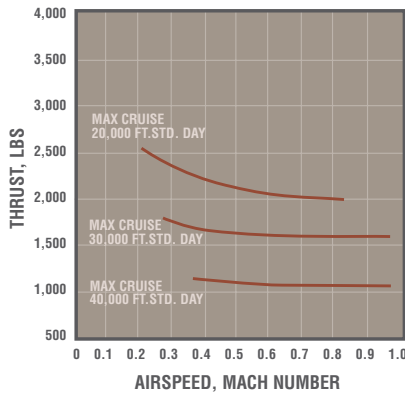
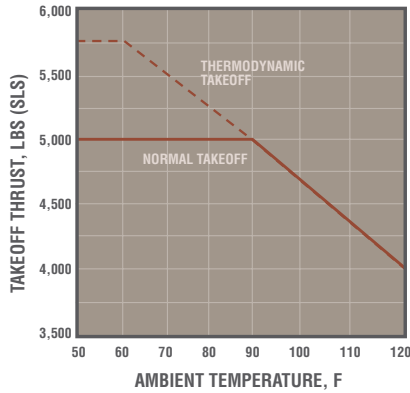
Honeywell



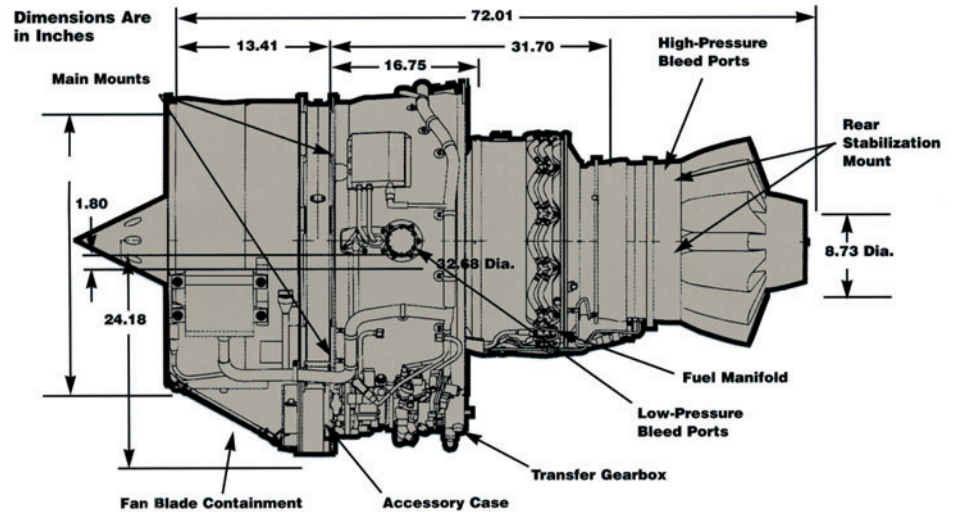
**IMPROVED PERFORMANCE. INCREASED RELIABILITY.
LOWER TOTAL COST OF OWNERSHIP.**

**Proven Turboprop
Propulsion Technology**

TFE731-60



The TFE731-60 is designed to meet operator requirements for lower operating costs, increased performance and improved durability/reliability and maintainability. In addition to improved core and LP spool component technologies, the TFE731-60 includes 70 individual design and material enhancements. A new N1 Digital Electronic Engine Control (DEEC) with hydromechanical back-up, integral sync, and APR is also a standard feature.



Performance

	Net Thrust	TSFC
Thermodynamic, Sea Level, Static, ISA	5500 lb	0.405
Takeoff, Sea Level, Static (Available to 87° F)	5000 lb	0.405
Max Cruise, 40,000 ft, Mach 0.8 (ISA)	1120 lb	0.679

Design Data

Pressure Ratio:	Fan: 1.70	Cycle 22
Basic Engine Weight:	988 lb	
Bypass Ratio:	3.9	
Bleed Air Flow:	10% Core Flow (max)	
Airflow:	187 lbs/sec	
Service Ceiling:	51,000 ft	
Airstart:	35,000 ft	
Starting:	Electric	
Accessory Power Extraction:	45 hp(max)	

Find out more

To find out more about Honeywell's TFE731 family of engines please visit us online at www.honeywell.com/TFE731.

Honeywell Aerospace

1944 E. Sky Harbor Circle
Phoenix, AZ 85034
Domestic: 1.800.601.365.3099
International: 1.602.365.3099
www.honeywell.com

Honeywell